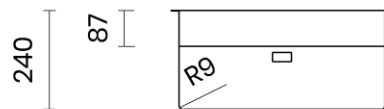
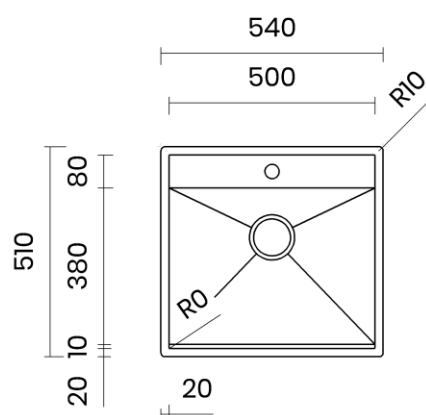


TASCA



PHANTOM BACK 50

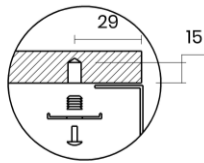
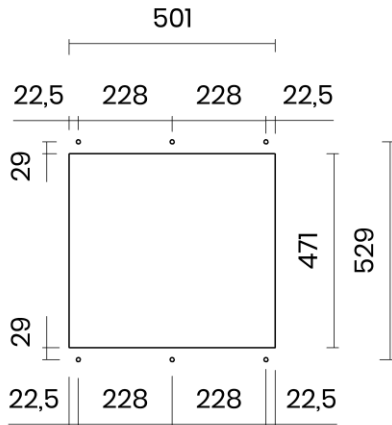
| | |
|----------------|-----------------------------------|
| Materiale | AISI 304 18/10 |
| Material | |
| Spessore | 1 mm regolare |
| Thickness | 1 mm regular |
| Finitura | Satinplus |
| Finish | |
| Base | 60 cm |
| Cabinet | |
| Dim. esterne | 540x510 mm |
| Ext. dim. | |
| Dim. vasca | 500x380 mm |
| Bowl dim. | |
| Raggio | 0 / 9 mm |
| Radius | |
| Altezza | 240 mm |
| Height | |
| Troppopieno | Perimetrale |
| Overflow | Rectangular |
| Piletta | Ø 114 mm Inox satinata |
| Waste | Ø 114 mm satin s.steel |
| Sifone | Incluso |
| Siphon | Included |
| Installazione | Tripla (sopra - filo - sotto) |
| Installation | Triple (top - flush - undermount) |
| Dim. imballo | 60x56x30 cm |
| Packaging dim. | |
| Peso | 9,7 kg |
| Weight | |
| Codice | PT50F |
| Code | |



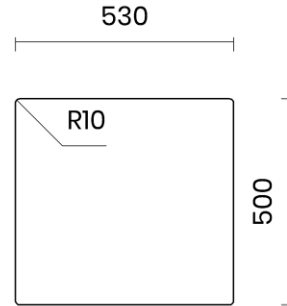


SCHEMI DI INCASSO / CUT-OUT SIZES

SOTTOTOP
Undermount



SOPRATOP
Topmount



FILOTOP
Flushmount

